
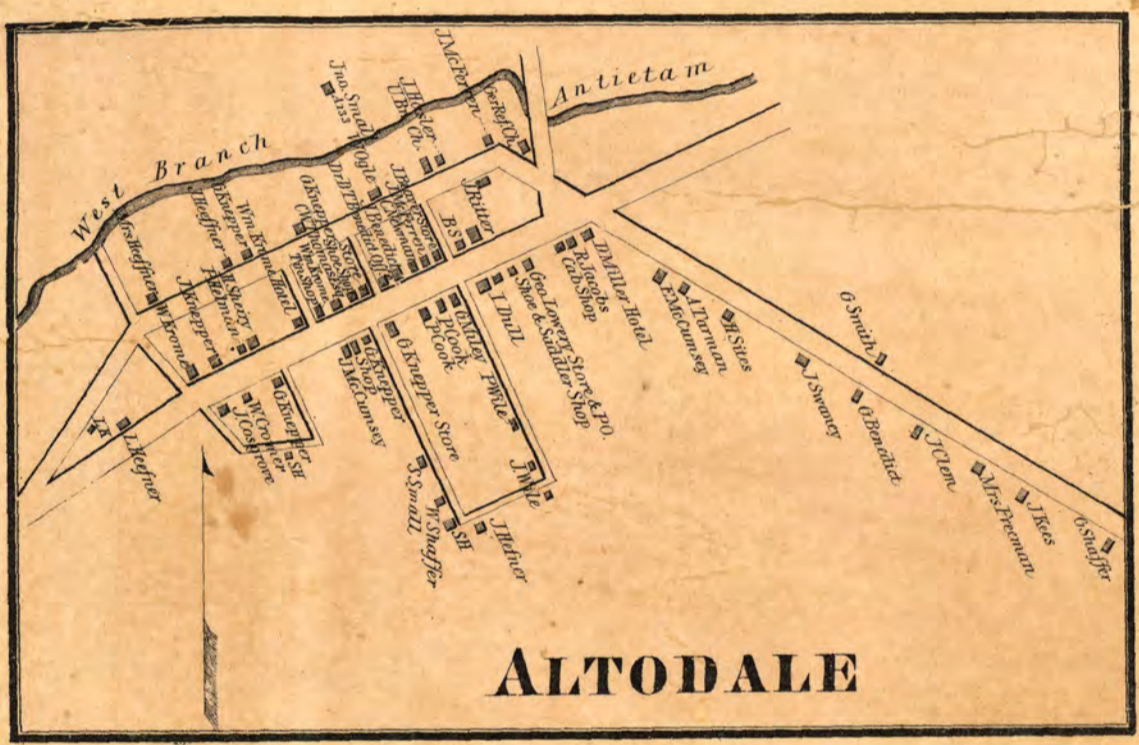


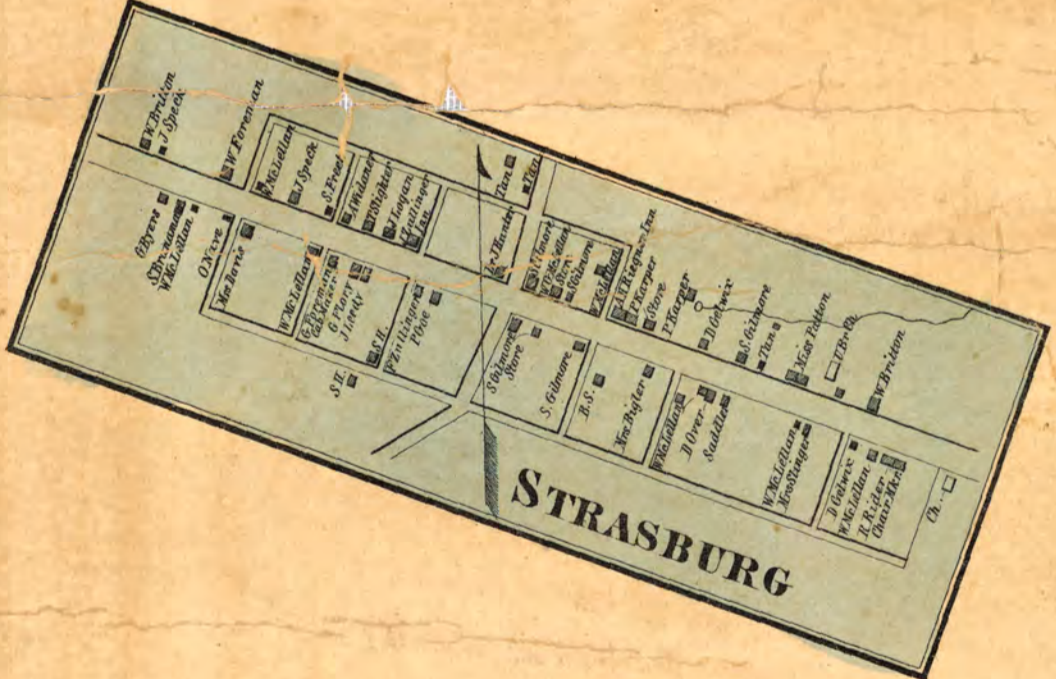
POPULATION OF THE TOWNSHIPS AND PRINCIPAL TOWNS.	WHITES.			F. COLORED.			Aggregate Population.	AMOUNT OF TAXES		
	Males.	Females.	Total.	Males.	Females.	Total.		Taxables.	County Tax.	State Tax.
Antrim, . . .	1,422	1,449	2,871	77	57	134	3,005	656	1,013	1,013
Fannet, . . .	977	993	1,970				1,970	388	539	539
Hamme, . . .	1,511	1,533	3,044	60	50	110	3,154	749	1,621	3,088
Hamford, . . .	1,690	1,583	3,273	86	112	198	3,471	650	2,539	4,965
Hamilton, . . .	943	872	1,815	45	64	109	1,924	381	701	1,357
Letterkenny, . . .	1,008	1,038	2,046	2		2	2,048	442	857	1,661
Lurgan, . . .	592	636	1,228				1,228	262	295	557
Metal, . . .	577	616	1,193	14	14	28	1,221	247	472	903
Montgomery, . . .	1,356	1,432	2,788	231	216	447	3,235	595	1,612	3,167
Peters, . . .	1,064	1,062	2,126	92	92	184	2,310	479	1,556	3,052
Quincy, . . .	1,400	1,396	2,796	20	20	40	2,836	597	1,533	2,971
St. Thomas, . . .	990	922	1,912	20	25	45	1,954	392	1,005	1,969
Southampton, . . .	893	865	1,758	24	13	37	1,795	388	1,050	2,049
Warren, . . .	318	293	611	3	2	5	616	171	197	358
Washington, . . .	1,230	1,199	2,429	22	26	48	2,477	5	1,763	3,474
Chambersburg Borough, . . .	428	1,661	30,89	94	102	196	3,335	743	1,192	2,152
Greencastle, . . .	476	550	10,26	45	54	99	1,125	216	234	434
Mercersburg, . . .	506	478	984	81	114	195	1,179	194	184	331
Waynesburg, . . .	495	503	998	8	13	21	1,019	282	279	497
Total, . . .	18,876	19,080	37,956	924	1,024	1,948	39,904	8,405	\$19,861	\$38,269



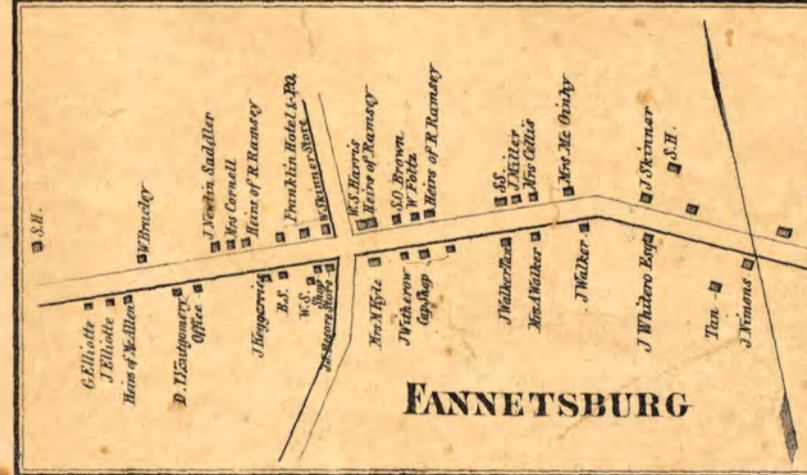
RES. OF JOSHUA KENNEDY. FEMALE SEMINARY. FAYETTEVILLE. J. KENNEDY



ALTODALE



STRASBURG



FANNETSBURG

AGRICULTURE, FARMS AND IMPLEMENTS

CENSUS OF

Number of Families, . . .	6,989	Value of Animals slaughtered, . . .	
Dwellings, . . .	6,690	No. of Bushels of Wheat, . . .	
Value of Land, improved, . . .	248,557	“ “ “ Rye, . . .	
“ “ “ unimproved, . . .	98,583	“ “ “ Indian Corn, . . .	
Value of Farming Implements & Machinery, . . .	\$355,940	“ “ “ Oats, . . .	
“ “ “ Farms, . . .	\$11,911,072	“ “ “ Peas and Beans, . . .	
Number of Horses and Mules, . . .	8,857	“ “ “ Fresh Potatoes, . . .	
“ “ “ Milch Cows, . . .	9,731	“ “ “ Sweet, . . .	
“ “ “ Working Oxen, . . .	11	“ “ “ Parley, . . .	
“ “ “ other Cattle, . . .	3,070	“ “ “ Buckwheat, . . .	
“ “ “ Sheep, . . .	13,375	“ “ “ Clover Seed, . . .	
“ “ “ Swine, . . .	34,532	“ “ “ other Grass Seed, . . .	
Value of Live Stock, . . .	\$888,580	“ “ “ Flax Seed, . . .	

