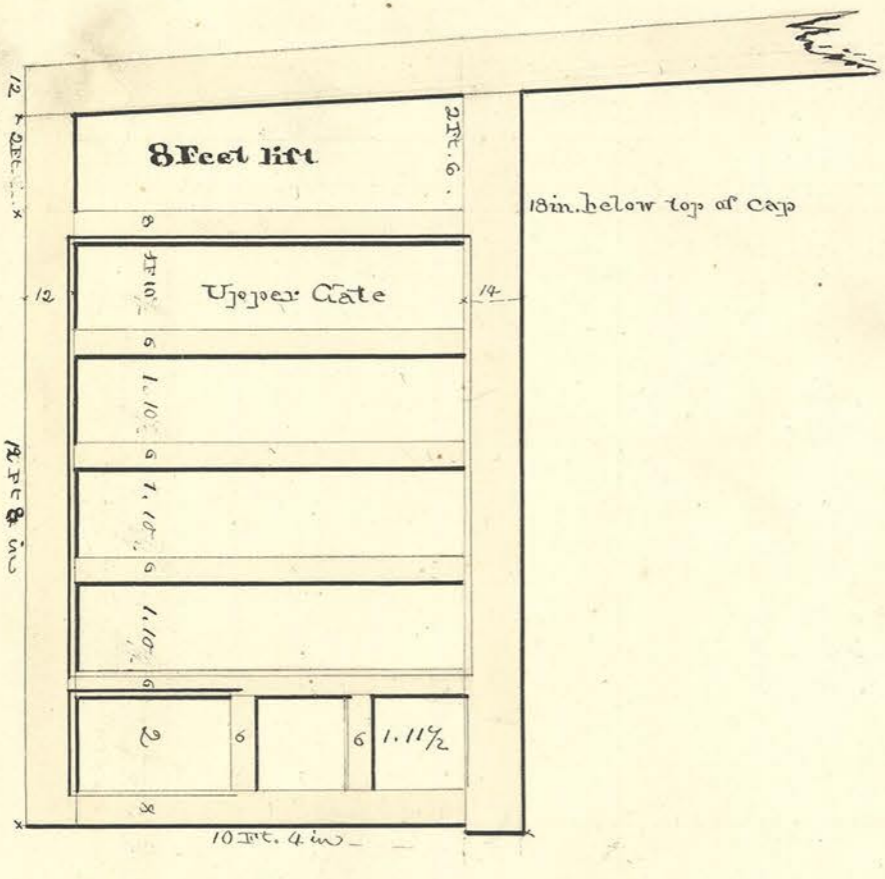
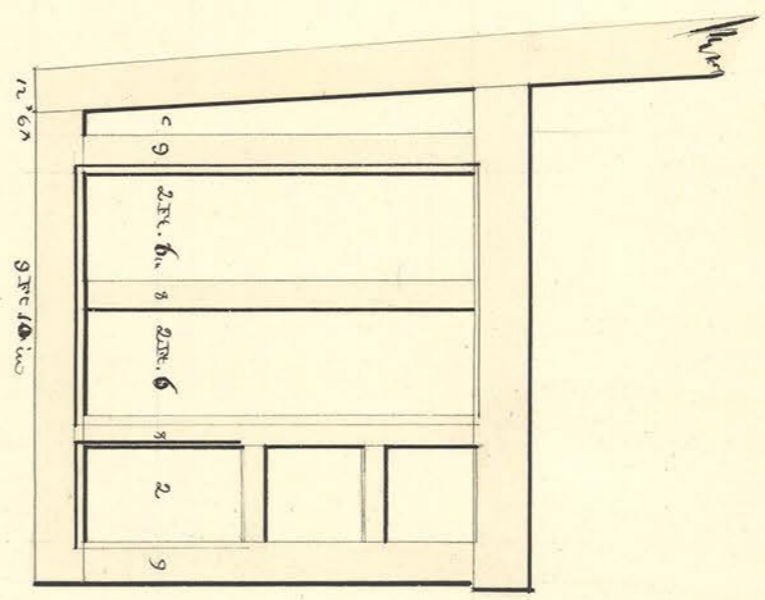
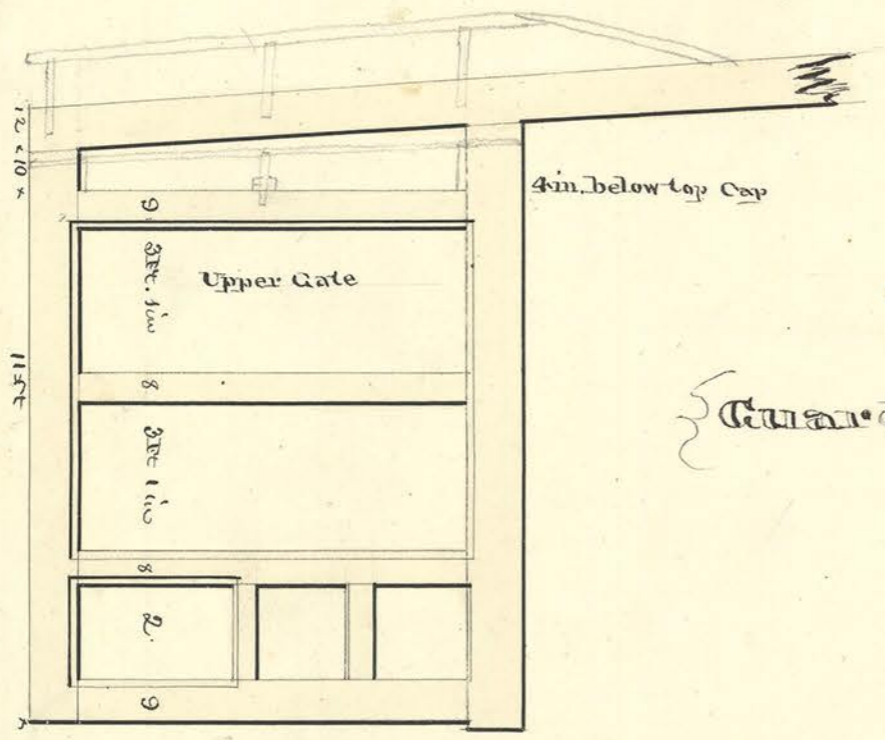


1.10 1/2
2.6 1/2



In Locks of different lifts, the size of arms will remain the same.
 In a 9 ft. lift, Lower space 2 ft - next 2 ft - 2 ft - 2 ft - upper 2 1/2 feet for upper gate
 In a 7 ft. lift " " 2 ft " 1 1/2 " 1 1/2 " " 1 Foot 10 in. " "
 In a 6 " " " 2 " " 1.10 in. 2 Feet 2 Feet (having one arm lip)
 The lower gates will be two inches higher in consequence of difference in depth of Mitashills.

For Guard and Lift
 of 6 feet - upper arm level with the caps. Height of upper gate from out to out of arms - 17 feet 2 inches No. of arms 7.
 Lower space 2 ft - the four next 2 1/4 - the top one 2 feet 4 in
 The lower gate of same dimensions as lower gate of a 9 ft lift.
 of 5 ft lift - From out to out 16 ft. 2 in - 4 lower spaces 2 feet - the upper one 2 feet 4 in - the lower gate the same as lower gate for an 8 foot lift -



1/3000
37

14
5/1000