

Stations No Sub 40


Section No 14

Cubic Yards Exc Cont

Amt Bot over

3008.71


187 100ft



322.98


310.17

188 100"




62.52

+42 42"



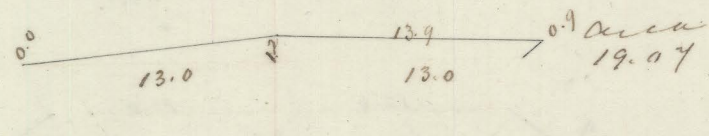
0.39 4.37

+50 8"



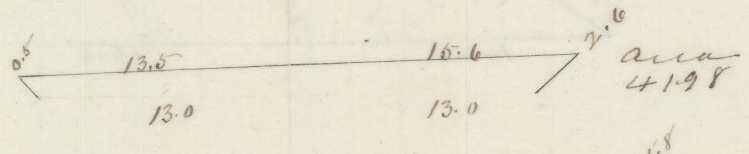
15.09

+90 40"




11.31

189 10"




348.11

190 100"




302.41

+50 50"




318.61

191 50"




418.93

+50 50"




188.06

+67 17"



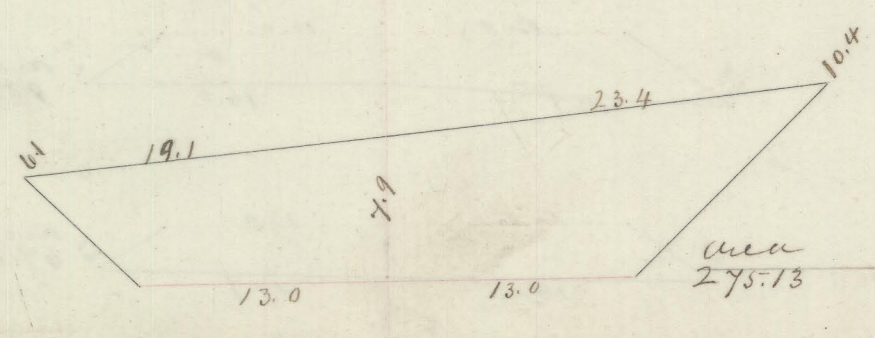
393.73

192 33"



280.37

+25 25"



deduct for drain 0

2.277.01 3.708.75  
30.88  
3.678.78