

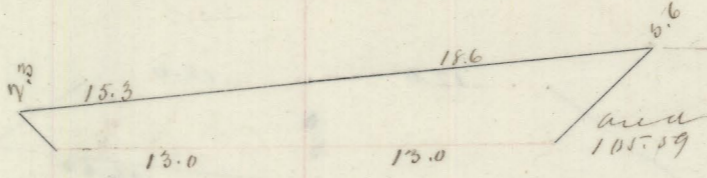
Stations  
No Dist

Section No 15

47 Cubic Yards  
Exc Emb

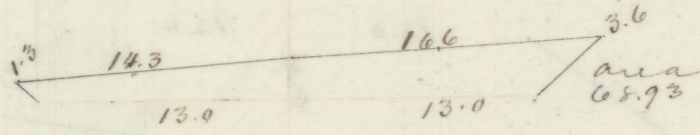
Amt Brt over 4.000651355.12

211 100'



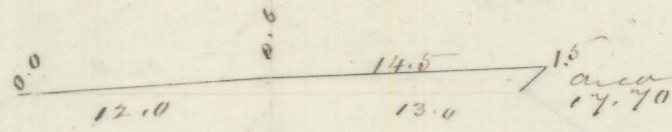
530.13

212 100 "



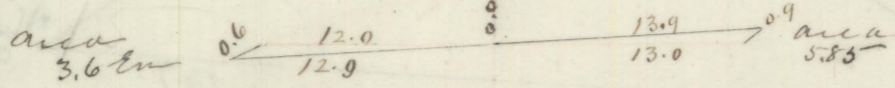
323.18

213 100 "



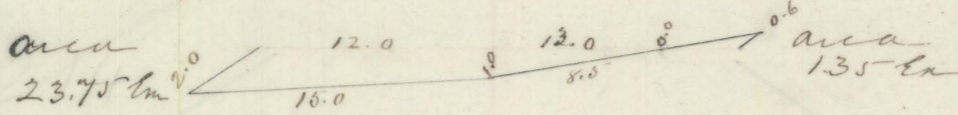
160.42

+15 15 "



6.54


214 85 "



11.33


31.72

215 100 "




105.09

216 100 "



374.67

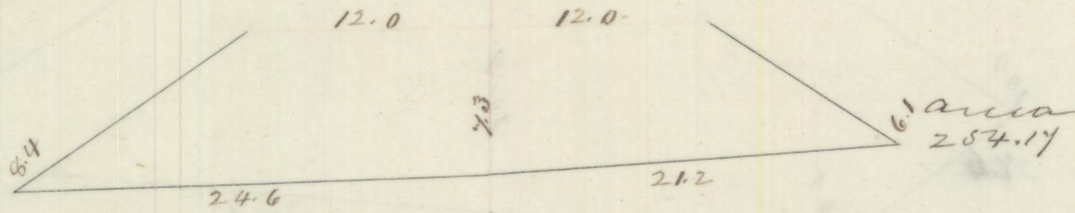
217 100 "



830.61


987.74

218 100 "



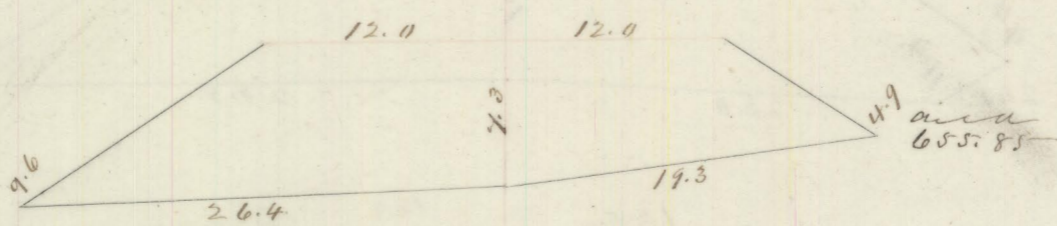
656.52

219 100 "



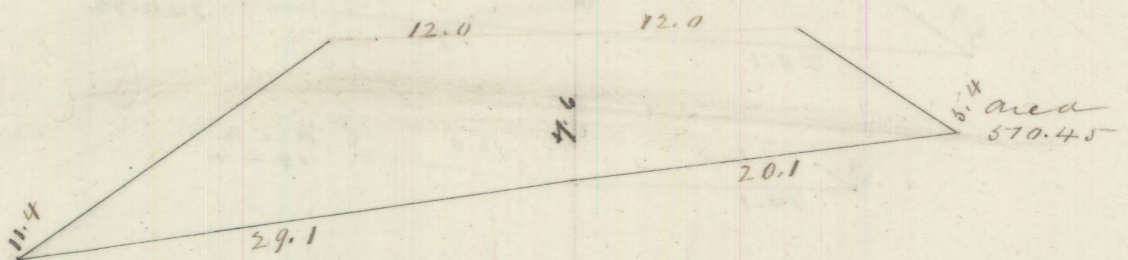
655.85

220 100 "




501.45

+50 50 "



436.71

221 50 "



Total Amb

5032.25 5.935.48

11.2 44.5