







Section No. 19.

Stations Sta Dist	Anal Ct.	
"312	50	777.8
+50	50	552.3
"313	50	368.1
+50	50	216.1
"314	50	186.3
+50	50	132.8
"315	50	98.3



Side Notes - 314, 315, 316,

Ct. Ex.

1,231.5

852.2

540.9

372.6

295.4

213.9

Total + sec. Ex. on Sec.	46.172
Total + sec. Emb. on Sec.	65.140
Arch Masonry =	584 <sup>11</sup> / <sub>100</sub> Pr.
Paving =	132 "
Extra Size inlet =	500 <sup>0</sup> / <sub>100</sub>
Township Road Bridge	160.84
Extra Clearing	257.95
Ex. in Culvert pit - - -	994.
" - Channel - - - - -	320.